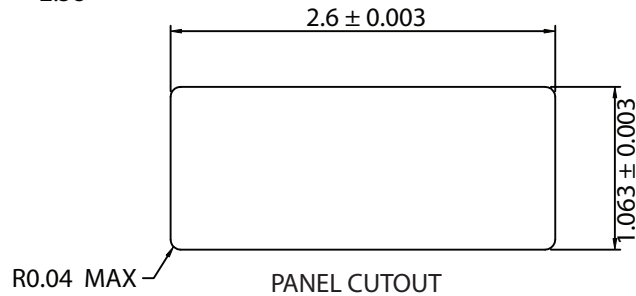
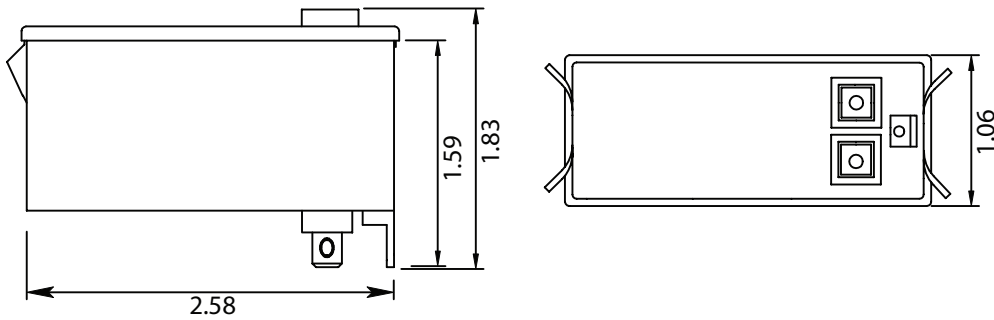
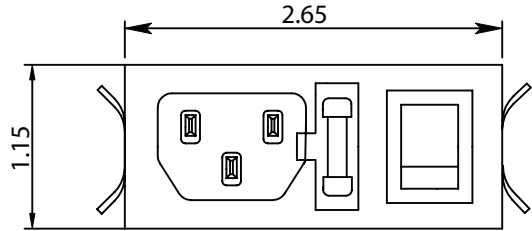
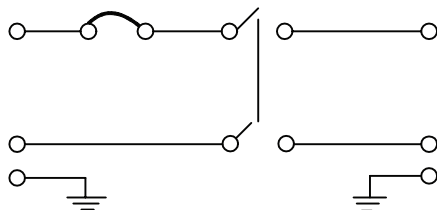


THESE DRAWINGS ARE THE PROPERTY OF QUALTEK ELECTRONICS AND NOT TO BE REPRODUCED FOR OR COMMUNICATED TO A THIRD PARTY WITHOUT THE EXPRESS WRITTEN PERMISSION OF AN OFFICER OF QUALTEK ELECTRONICS.

MECHANICAL DIMENSIONS:



ELECTRICAL SCHEMATIC:



REVISION			
REV.	DESCRIPTION	DATE	APPROVED
B	RoHS Compliancy	06-01-06	DP
C	Updated Specifications	01-24-08	DP

ELECTRICAL CHARACTERISTICS:

- 1-1. VOLTAGE RATING.....115/250VAC
- 1-2. CURRENT RATING
 - A. @ 115 VAC/250 VAC (UL/CSA).....6/6 A RMS MAX
 - B. @ 250 VAC (SEMKO)10 A RMS MAX
- 1-3. SPST POWER SWITCH
 - A. AT 125VAC/250V AC (UL/CSA)..... 6A RMS MAX.
 - B. AT 250VAC (SEMKO)..... 4A RMS MAX.
- 1-4. SINGLE 5X20mm FUSEHOLDER
- 1-5. .250 FASTON TERMINALS
- 1-6. FLAMMABILITY CLASS UL94V-0
- 1-7. METAL CASE
- 1-8. SNAP-IN MOUNT FOR PANEL THICKNESS 1.0-1.8mm (.04"-.07")
- 1-9. APPROVALS: UL, CSA, SEMKO
- 1-10. RoHS COMPLIANT

CONTROLLED

Dim range (mm)	Tolerance +/- (mm)	Qualtek Electronics Corp. PPC DIVISION		
		Part Number: 762-18/003	RoHS Compliant	
0-1	0.15	Description: MULTI-FUNCTION MODULE		
1-6	0.20			
6-18	0.30		UNIT: in	REV. C
18-50	0.50			
50-120	0.70	Drawn / Date	Checked / Date	Approved / Date
120-250	0.90	S.TSAI 05-04-01	05-04-01	JJH / 05-04-01
250-500	1.20			